

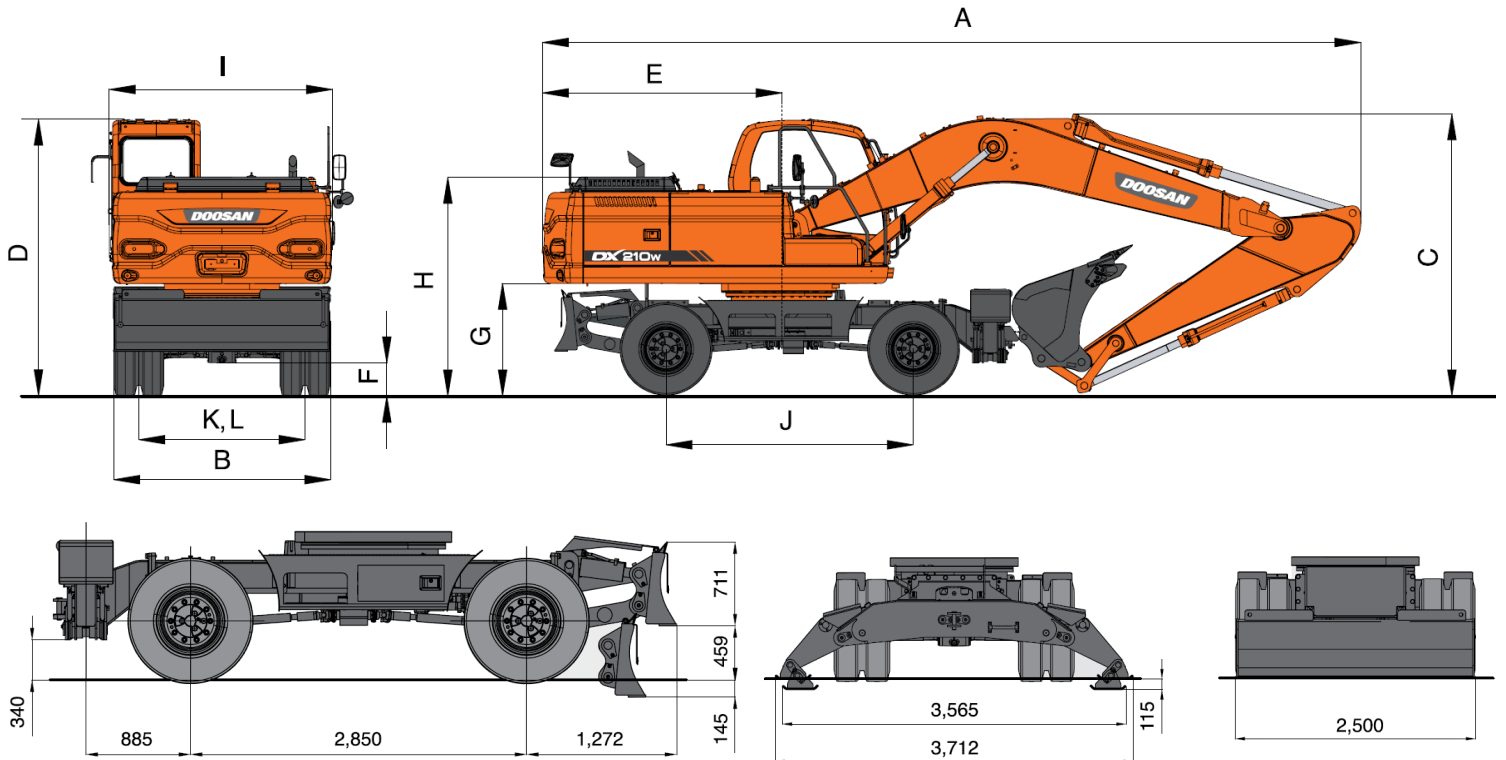
Doosan DX210W Wheeled Excavator (with Movax SG/SP-50)

Excavator	Doosan DX210W
Engine Type	Doosan DL06
Rated Power	127 kW @ 2000 rpm
Maximum Torque	736 Nm @ 1400 rpm
Monoboom Length	5.60 m
Arm Length	2.75 m
Transport weight ^a	20.8 tonnes
Operating Weight (approx.) ^b	21 - 24 tonnes

^a Transport weight = excavator + counterweight & boom (excludes attachment)

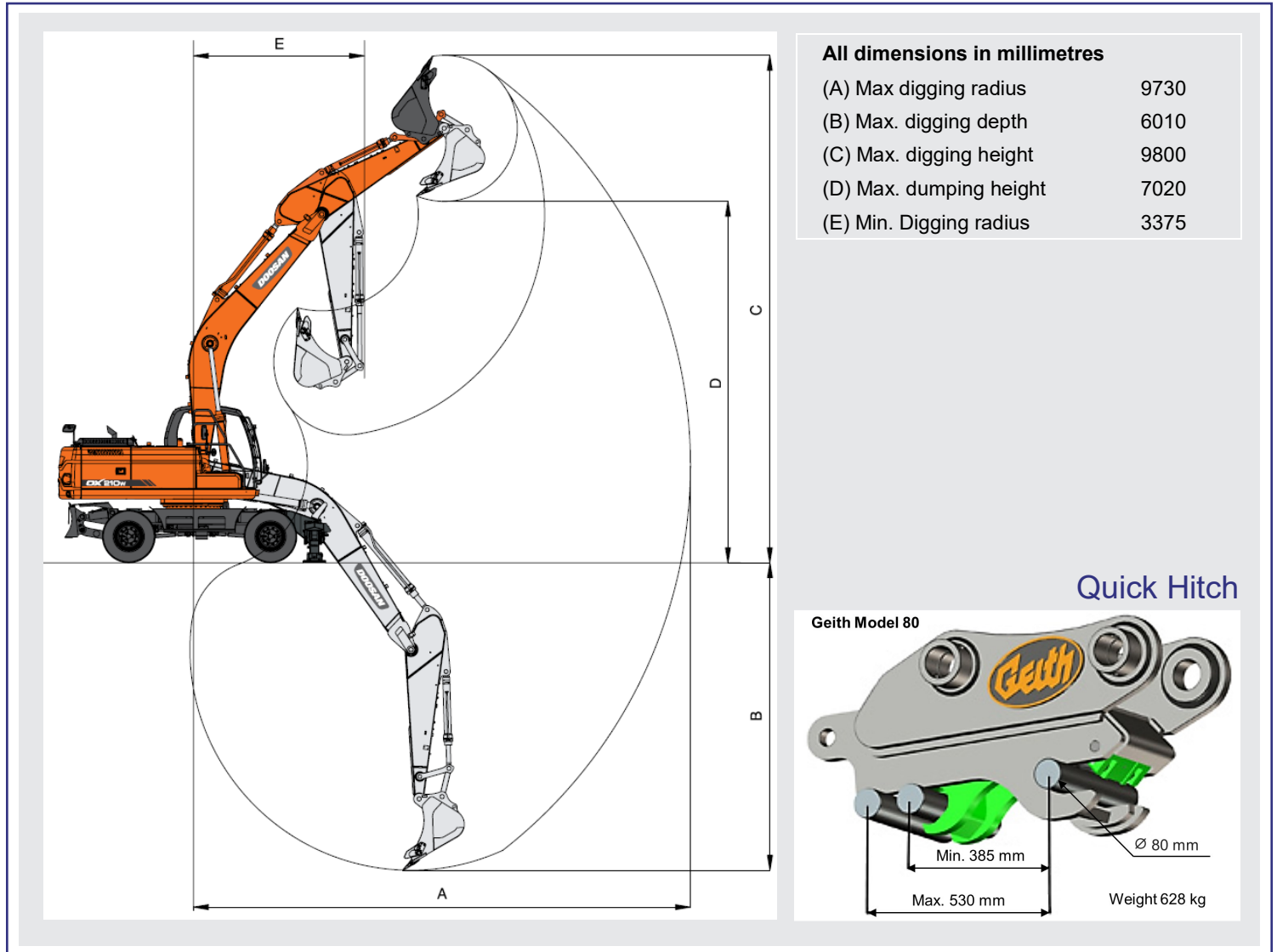
^b Operating weight = excavator + counterweight & boom + attachment

Dimensions	(mm)
(A) Shipping length	9420 mm
(B) Shipping width	2500 mm
(C) Shipping height (boom)	3200 mm
(D) Height over cabin	3140 mm
(E) Counter weight swing clearance	2750 mm
(F) Ground clearance	350 mm
(G) Counter weight clearance	1259 mm
(H) Engine cover height	2485 mm
(I) Upper housing width	2530 mm
(J) Wheel base	2850 mm
(K, L) Tread width	1914 mm



Doosan DX210W Wheeled Excavator

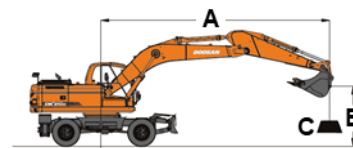
Working Ranges



Lifting Capacities

- Notes: 1. Lifting capacity does not exceed 75% of tipping load with the machine on firm, level ground or 87% full hydraulic capacity.
2. The load point is the centreline of the bucket pivot mounting pin on the arm.
3. *Indicates load limited by hydraulic capacity rather than tipping load.
4. 0 m = Ground.

For lifting capacities, subtract quick-hitch, Movax attachment and any accessory weight from lifting capacities.



A: Load radius
B: Load point height
C: Lifting capacity



Rating over



Rating side or 360 degrees

Unit : kg

Conditions	Load point height (m)	Load radius												Max. lift						
		2.0 m		3.0 m		4.0 m		5.0 m		6.0 m		7.0 m		8.0 m		metre				
Boom 5.6 m Arm 2.75 m	8.0																	*5680	*5680	5.24
	7.0									*5450	*5450							*5440	*5440	6.24
	6.0									*5480	*5480							*5390	5320	6.95
	5.0							*6220	*6220	*5760	*5760	*5470	5250					*5400	4740	7.46
	4.0			*11020	*11020	*8340	*8340	*7000	*7000	*6200	*6200	*5690	5190					*5430	4390	7.81
	3.0			*3940	*3940	*9910	*9910	*7860	*7860	*6710	6460	*5980	5130	*5490	4200			*5490	4190	8.01
	2.0					*11200	*11200	*8650	8380	*7190	6350	*6260	5060	*5610	4160			*5570	4100	8.08
	1.0			*1920	*1920	*11390	*11390	*9190	8240	*7550	6250	*6470	5000	*5680	4130			*5660	4110	8.03
	0			*4710	*4710	*11930	11790	*9400	8150	*7730	6190	*6550	4960					*5750	4230	7.84
	-1.0	*4770	*4770	*7770	*7770	*11580	*11580	*9290	8110	*7660	6160	*6430	4940					*5850	4470	7.52
	-2.0	*8130	*8130	*11420	*11420	*10850	*10850	*8830	8120	*7290	6160	*5970	4950					*5910	4920	7.04
	-3.0	*11850	*11850	*11860	*11860	*9690	*9690	*7950	7950	*6460	6200							*5910	5710	6.36
-4.0			*9520	*9520	*7900	*7900	*6380	6380									*5710	*5710	5.41	

Doosan DX210W + Movax SG/SP-50

Attachments

Movax SG-50


Weight (excl. adapter)	2723 - 2558 kg
Width	1193 mm
Height	2478 mm
Depth	1180 - 1436 mm
Centrifugal force. Max.	500 kN
Eccentric moment	5.1 kgm
Engine power Min.	125 kW
Frequency	2300 - 3000 rpm
Pressure Setting	350 Bar
Return pressure. Max	5 Bar
Swing angle	+/- 360°
Tilt angle	+/- 30°
Clearance to centre line of pile	800 mm

Suitable Pile Types & Dimensions

Sheet pile (width)	400 - 1200 mm
Sheet pile (depth)	265 mm
H-beam minimum size	H180 - H500
Timber pile	Ø 160 - 420 mm
Tubular pile, tubes	Up to 762 mm



Length & Weight	8 m / 2300 kg
	12 m / 1600 kg
	16 m / 1200 kg



Movax SP-50

Weight (excl. adapter)	1850 kg
Width	972 mm
Height	2071 mm
Depth	1224 mm
Centrifugal force. Max.	500 kN
Frequency	3000 rpm
Pressure Setting	320 Bar
Return pressure. Max	5 Bar
Swing angle	+/- 360°
Tilt angle	+/- 30°
Clearance to centre line of pile	800 mm

Suitable Pile Types & Dimensions

Sheet pile (width)	600 - 1200 mm
Sheet pile (depth)	210 mm
H-beam minimum size	H240
Tubular piles (sizes) [tubular pile clamps fitted to sheet piler's clamps required]	Ø220, Ø200, Ø190, Ø170, Ø140, Ø115,

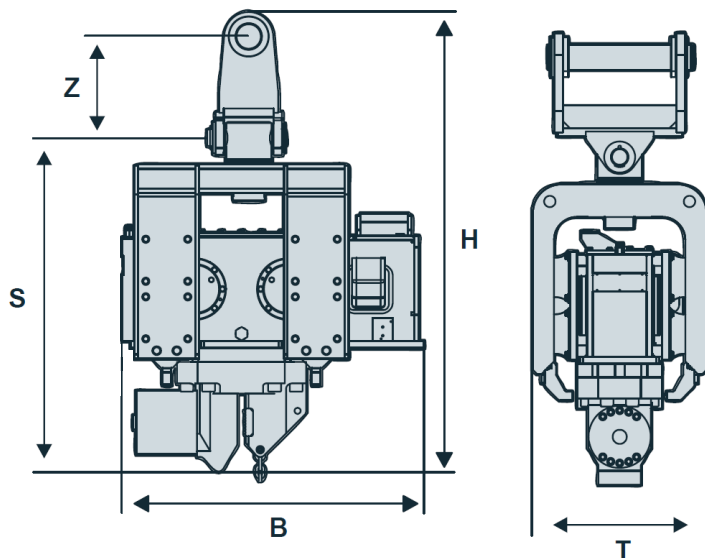
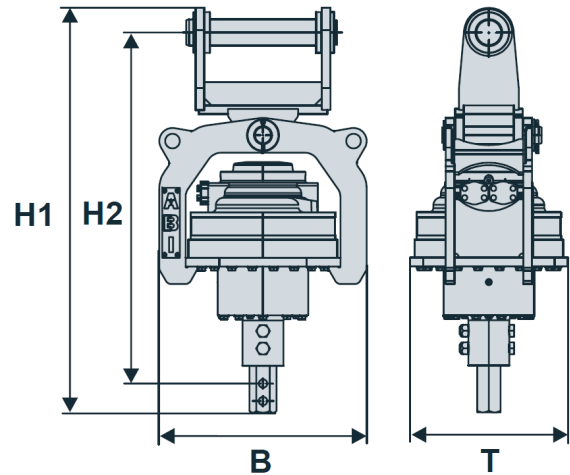


Length & Weight of pile	< 8 m / 800 kg
	> 8m / 1200 kg

Doosan DX210W Excavator

Accessories

ABI Dangle Drill	BA2200
Height (H1)	1390 mm
Height (H2)	1205 mm
Width (B)	710 mm
Depth (T)	540 mm
Transport Weight	700 kg
Torque	2200 daNm
Revolutions (max.)	50 per min ⁻¹
Static extraction force (max.)	200 kN
Hydraulic flow rate	220 l/min
Hydraulic power at auger drive (max.)	60 kW
Nominal oil pressure	32 MPa
Hexagon connection (SW - Z socket/male)	80 mm



ABI Vibrator	HVR45
Height (H)	1600 mm
Width (B)	1065 mm
Depth (T)	615 mm
S	1160 mm
Z	352 mm
Static moment	4.5 kgm
Dynamic mass	815 kg
Nominal revolutions	2460 per min ⁻¹
Centrifugal force at nominal frequency	300 kN
Static extraction force (max.)	40 kN
Nominal oil pressure	32 MPa
Hydraulic flow rate	130 l/min
Hydraulic power at pmax ^a	70 kW
Total weight	1160 kg
Transport weight	1240 kg

^a pmax = actual pump pressure at maximum power

BSP Air Hammer	600N	700N
Weight of ram	227 kg	385 kg
Stroke of ram	305 mm	330 mm
Energy per blow (max.)	415 kg/m	281 kg/m
Blows per minute (max.)	250	225
Recommended compressor	10.3 m ³ /min	17 m ³ /min
Weight of basic hammer with legs	2177 kg	3006 kg
(A) Overall height (Z section pairs, U section singles)	2273 mm	2419 mm
(A) Overall height (Z section singles, U section pairs)	2184 mm	2261 mm
(B) Depth of cylinder	508 mm	610 mm
(C) Anvil to base guide leg	900 mm	900 mm

